



CapitalUniversity |  Residential & Commuter Life

FIRST YEAR HOUSING GUIDE

Table of Contents

PAGE 3

Section 1: Welcome Home Fam.

PAGE 4

Welcome from the Office of Residential and Commuter Life

PAGE 5

Residency Policy

PAGE 6

Your Next Steps



Housing Application Deadline

PAGE 7

Section 2: Live On.

PAGE 8

Schaaf Hall & Cotterman Hall

PAGE 9

Room and Board Rates

PAGE 10

Inclusive & Accessible Housing

PAGE 11

Section 3: Live Connected.

PAGE 12

Our Staff

PAGE 14

Community Development Model

PAGE 15

Section 4. **Live With:** A guide to Roommate Groups

PAGE 19

Section 5. **Live Outfitted:** A guide to Loft & Fridge Rentals

PAGE 22


Section 6. **Live Informed:** Frequently Asked Questions

PAGE 23

What to Bring

PAGE 24

Frequently Asked Questions



CapitalUniversity

WELCOME HOME FAM.

It's time we made this official. You are now, **officially**, a part of the fam, the #CapFam. Our family is made up of thousands of students, past and present, who just like you call Capital "home." In the pages that follow, we will help you find YOUR community within the fam. Read for more information about joining our residential or commuter communities.

A letter from the ORCL Team

Hello First Year Students!

We are incredibly excited to welcome you to our Capital residential life community. Living on campus is an important part of the college experience. This document was created to provide you with all of the critical information you need as you navigate the transition to life on campus!

Residency at Capital University isn't just living on campus, it's about living connected. Our dynamic team of professional level Community Coordinators and undergraduate peer leaders (Resident Assistants) act as your "experts-in-residence," trained to guide and assist you as you navigate student life. Our work is guided through our evidence-based community development model, which serves as the blueprint for a common residential experience. In each community peer leaders enact this model to educate, engage, and establish you within the #CapFam during your time on campus.

As a first-year student, you will live in one of two residence halls: Schaaf or Cotterman Hall.

Our professional staff, as well as over 30 Resident Assistants, are excited to welcome you to campus this fall! We'll be sending lots of information your way over the coming months. Please read it carefully and make sure to ask questions as you have them. You can reach out to us at residencelife@capital.edu.

Welcome to the #CapFam!

Residential and Commuter Life Team

Residency Policy

Residency Requirement

Residency is an integral part of your education as a Capital University student. Therefore, students who are enrolled in full-time, undergraduate courses are required to maintain residency, living in university residence halls, apartments, or houses for the duration of enrollment as an undergraduate.

Students are responsible for becoming familiar with the policies and procedures outlined in the Capital University Student Handbook. For residency purposes, a commuter is defined as any student who has an approved release from the housing requirement, per the criteria listed here. A resident is defined as any student who is or will be living in the Capital University residence halls, apartments, or houses. Capital University recognizes that some students may live within the area or have other circumstances that may make them eligible to apply to reside off-campus.

HOUSING RELEASE REQUEST

Planning to commute to campus during your first year? Please complete the Housing Release Request form no later than July 1st. As a reminder, students must apply AND be approved to commute.

HOUSING RELEASE REQUEST-- [APPLY NOW](#)

Having difficulty with your application? Find step-by-step instructions for completion [HERE](#)

Requirement for Housing Release Requests

The following list contains the eligibility requirements for a Housing Release Request:

- Must be 22 or older
- Must have 60 credit hours by the start of the next semester
- Must be married (marriage certificate required)
- Must live with parents/court appointed guardians in permanent residency within 30 miles of the campus (verified by the Office of Admissions/Registrar)
- Must have Special Accommodations
- Must have Diagnosis of an ongoing health-related issue requiring special living accommodations that University housing cannot reasonably provide (supporting documentation and registration with the Office of Accessibility Services required)
- Must have extenuating circumstances
- Must have change in financial status which demonstrates a hardship if the student is required to live on campus (verified by the Office of Financial Aid)

Questions?

Email residencelife@capital.edu, or call (614) 236-6811.

Your Next Steps

STEP 1

PLANNING TO
LIVE ON
CAMPUS?
START HERE!

Residency is required for Capital University students, and research shows students who live-on complete more credit hours, have higher grade point averages, are more likely to graduate, and have higher satisfaction in college. To start the process of becoming a residential student [Apply for Housing here](#) (for step-by-step instructions, [click here](#)). You also might want to check out these informational pages:

- *Related information:* see Housing Application Deadlines below, learn about Residential Living starting on page 7, view Housing Options on page 8

DONE WITH THIS STEP? GO TO STEP 2!

STEP 2

FIND YOUR
FUTURE
ROOMMATE

Need to be matched with a roommate? The Housing Application includes inventory questions about you, your habits, routines, likes, and dislikes. A matching algorithm will then select for you the available first-year roommate that you are most compatible with! Do you want to live with a friend, or friends, instead of matching with another student? You can do that by creating roommate groups! See our step-by-step guide on page 18.

DONE WITH THIS STEP? GO TO STEP 3!

STEP 3

WAIT FOR
YOUR
ASSIGNMENT
& GET READY!

Residential & Commuter Life will disperse assignments in early July (see Housing Application Deadlines on page 7). Until then here's some ways to get ready:

- Get connected! Add @capreslife on Instagram, Twitter, or Facebook to see our summer engagement opportunities!
- Get packing! Learn about renting from www.bedloft.com on page 21, and see our What to Bring quick reference on page 24!

DONE WITH THIS STEP? YOU'RE FINISHED! !

Housing Application Deadlines

PRIORITY DEADLINE

Completing your housing application by the this deadline ensures that we will have your housing assignment ready to go when assignments are dispersed in early July.

**DUE:
6/15**



CapitalUniversity

LIVE ON.

With the support of our full-time professional Community Coordinators, and extensively trained peer leaders (better known as RA's) first year students from across the state, country, and world who live on campus become part of a vibrant living and learning community in one of our traditional residence halls. Read on to learn more and find your fit within our residential community offerings, which include: Cotterman Hall, Schaaf Hall, and our Gender Inclusive Housing community.

First-Year Residence Halls

SCHAAF

Located next to the Student Union, Schaaf Hall houses first year exclusively first-year students. Schaaf Hall is a fully air-conditioned residence hall with primarily double occupancy rooms and limited singles. All residence hall rooms come fully furnished.

Each floor has a community space, a microwave, and wireless internet access. Many rooms overlook the courtyard area. The lobby area of Schaaf Hall includes a microwave, a variety of sitting areas, pool table, ping-pong table, and foosball table.

Laundry is provided in the lower level of the building.

Get to know Schaaf Hall! [Click here to see floor plans](#); or [view a virtual tour by clicking here](#).

COTTERMAN

Located in the heart of campus and just steps away from the Student Union, Cotterman Hall will house first year students. Rooms in Cotterman are double occupancy with great community space. Community restrooms are located on each floor.

All residence hall rooms come fully furnished. Cotterman is air conditioned, microwaves are provided in lounge spaces, wireless internet access is available throughout the building and individual rooms have access to data ports that include ethernet.

Laundry and additional community space are located in the lower level.

Get to know Cotterman Hall! [Click here to see floor plans](#)

ROOM TYPE	TERM	ANNUAL	2024-25 ROOM & BOARD RATES			
SINGLE	\$4017	\$8034	BOARD PLAN	TERM	ANNUAL	CAPUBCKS
DOUBLE	\$3214	\$6428	ULTIMATE PLUS	\$3311	\$6632	\$200

Please note that singles are extremely limited. Single rooms are reserved for those with approved accommodations through the office of accessibility services. Only after these requests are met, will we open single rooms to those who have preferenced a single room.

Inclusive & Accessible Housing

Gender Inclusive Housing

Residential & Commuter Life aims to help students live connected academically and socially in our diverse communities. Residential and Commuter Life affirms that one's dignity and uniqueness should be recognized and respected regardless of distinctions in identity. One of the ways we achieve this goal is by offering a wide range of on-campus housing options, such as Gender Inclusive Housing.

Gender-inclusive housing consists of rooms where students can live with any student – regardless of sex, gender, gender identity, or expression. Bathroom facilities in Gender Inclusive Housing are designated "All Gender."

The Capital University Gender Inclusive Housing community is located in Saylor-Ackermann. This community offers options including single rooms, same-gender roommates, or other gender-identity pairings.

Students interested in Gender Inclusive Housing may indicate this preference when completing their Housing application.

For more information on Gender Inclusive Housing, *contact Residential Life:*

- residencelife@capital.edu | 614.236.6811 (voice)

Accessible Housing

Capital University welcomes individuals with disabilities to be an integral part of the university community. To ensure access to participate in our programs, and in accordance with Title III of the Americans with Disabilities Act of 1990 (ADA), ADA Amendments Act of 2008 (ADAAA), and Section 504 of the Rehabilitation Act of 1973, Capital University provides reasonable accommodations and support services to qualified individuals with disabilities. The Office of Accessibility Services (OAS) provides individualized services for students, faculty/staff, and other community members with disability related needs. Service areas include admissions, academics, housing, employment, facilities accessibility, and social/personal issues related to disability. Individuals with disabilities who wish to receive services from OAS are responsible for disclosing their disability to OAS and should complete the registration process at least 6 weeks prior to the desired start date for most services.

Registration Steps

- [Submit Accommodation Request form](#)
- [Submit Certificate of Professional Authority form or equivalent diagnostic documentation](#)
- [Schedule an appointment to meet with a member of the Accessibility Services Team](#)

For more information on Accessible Housing, *contact Accessibility Services:*

- accessibilityservices@capital.edu | 614.236.6611 (voice)



CapitalUniversity

LIVE CONNECTED.

Residency at Capital University isn't just living on campus, it's about living connected. Our dynamic team of professional level Community Coordinators and undergraduate peer leaders (Resident Assistants and Community Assistants) act as your "experts-in-residence," trained to guide and assist you as you engage in student life. Read on to meet some of our staff who serve First Year Students, and to learn about our evidence-based Community Development Model, which outlines our "First Year Residential Experience," the blueprint community peer leaders follow to educate, engage, and establish you within the #CapFam!

About our Staff

Professional staff are available to assist you and answer any questions you may have while living on campus. Visit our main office in the Harry C. Moore's Student Union, Suite 118, Monday through Friday 8:30 a.m. to 5:00 p.m. or connect with a staff individually using the contact information below.




Jon Geyer

Director of Residential & Commuter Life;

Director of Student Conduct

Office: Student Union, Suite 118

Email: jgeyer@capital.edu | Phone: (614) 236-6955



Tom Snee

Associate Director of Residential & Commuter Life

Office: Student Union, Suite 118

Email: tsnee@capital.edu | Phone: (614) 236-7103

Community Coordinators

Community Coordinators promote student learning and success to maximize the impact of the residential experience. Responsibilities include providing overall administration of their assigned areas, including enforcement of University regulations/policies, student staff development, educational programming, conflict resolution, and administrative/facilities management. CC's provide personal, academic, and educational support. CC's also adjudicate student conduct, respond to crisis, and connect students to necessary support services.

Resident Assistants

Resident Assistants (RAs) are advisors and role models that live in community and serve as an important liaison between residents and the University. RAs work to:

- Establish a positive community in their assigned residential area
- Assist with personal and academic questions and concerns
- Implement social and educational programs and services
- Help to maintain a healthy and safe environment for all students

Advice from Resident Assistants

HEY ETHAN, WHAT IS THE BEST PART OF LIVING ON CAMPUS?

I believe that the best part of living in campus is that every moment that you're on campus is an opportunity to make new friends, build your own home away from home with your favorite people, and try new things together!

RA ETHAN

HEY KOKILA, WHAT DOES IT MEAN TO "LIVE IN A COMMUNITY"?

Living in a community at Capital University helps you meet and build bonds with people of diverse backgrounds and goals. With your friends, you can grab a late night snack at One Main Cafe or cram together for finals at the library!

RA KOKILA

HEY IZZY, WHAT IS CAPFAM?

Capfam is a community of people who come together with a common goal; to make this campus a place that strives for inclusion, creativeness and influence. Being a part of the Capfam community is something very special to me and I am glad I was chosen to help make it what it is!

RA IZZY

HEY ALEX, WHAT IS THE BEST PART ABOUT LIVING ON CAMPUS?

The best part of living on campus is the home away from home you get to create with some of the best people you could ever meet! Living on campus also gives residents their first taste of freedom and autonomy in a safe environment. There are so many hidden gems waiting to be uncovered on and off campus.

RA ALEX

Community Development Model

Living in community at Capital University is more than just living on campus! Our first year students live connected to resources, education, each other, and opportunities to engage in vibrant communities. Read on to see how we educate and engage our using our Community Development Model!

COMMUNITY MEETINGS

Community meetings are the foundation upon which your community is built. At the beginning each semester residents of each community on campus join their RA to build fellowship, establish expectations, and learn important information.

CAP CHATS

CapChats are the way we get to know and build relationships with each residential student. These 15-30 minute structured conversation with your RA happen twice a semester, and aim to help your RA get to know you so they can help you live connected with the people, resources, activities, and information you need to thrive!

RESIDENTIAL EDUCATION

Learning doesn't stop when you leave your classroom at Capital University. Just like each of your courses, your time in residence is guided by a set of learning outcomes tied to Capital Universities *Signature Learning Outcomes*. Residential Education provides each student with the information, tools, resources to be healthy, safe, and successful.

COMMUNITY ENGAGEMENT

Our Resident Assistant staff are trained experts in fun! Each month your RA will offer you an opportunity to engage with your floor section, hall, and campus community. Our staff strives to engage residents around the interests of the members of the community, with the goal of helping each resident find their place in the CapFam!



LIVE WITH.

Have a friend who is also coming to Capital that you want to room with? Or maybe you met another new student via social media, on a tour, or in orientation and want to room together. Whatever the reason, creating "Roommate Groups" gives you a way to preference living with someone you personally select. Read on for step-by-step instructions on how to create a roommate group prior to receiving your housing assignment.



Live With: A Guide to Roommate Groups

Students who have desired roommates will need to create roommate groups. This will confirm that all members have completed their housing application and desire to be placed together.

Below are detailed instructions for setting up these groups. Please note the following: only students with completed applications can create or be added to roommate groups.

STEP ONE: LOGIN - FIND TAB

The screenshot shows a housing dashboard interface. On the left is a dark navigation menu with the following items: Applications & forms, Home, General, My profile, Assessments, Jobs, Job overview, Job postings, Housing, Housing overview, My meal plans, Fall 2022: Housing App, Roommate groups, and Forms. A purple arrow points to the 'Roommate groups' item. The main content area on the right has a dark overlay with the text: 'LOGIN TO YOUR HOUSING DASHBOARD HERE. AFTER LOGIN, CLICK "ROOMMATE GROUPS" ON THE LEFT.' Below the overlay, the dashboard shows sections for 'Upcoming' (with the message 'No upcoming events in the next 3 days.'), 'My inbox' (with a 'View inbox' link), and 'Forms' (with the message 'You aren't responsible for any forms.').

Live With: A Guide to Roommate Groups

STEP TWO: CREATE GROUP

• CLICK CREATE NEW ROOMMATE GROUP

STEP THREE: NAME THE GROUP

• CREATE A NAME FOR YOUR GROUP (THE NAME OF YOUR GROUP DOES NOT MATTER)

Live With: A Guide to Roommate Groups

STEP FOUR: ADD ROOMMATES

The screenshot shows the 'New roommate group' form. On the left is a navigation menu with options: Home, General, My profile, Assessments, Jobs, Housing, Housing overview, My meal plans, Fall 2022: Housing Application, Roommate groups, Forms, and Resources. The main form area includes a 'View all groups' button, a 'Group name' field containing 'Roomies4Life', and a 'Session' dropdown set to 'Fall 2022: Housing Application'. Below this, it shows 'Members (maximum allowed: 3)' with one member listed: 'Washburne, Zoe (owner)'. A section titled 'To add roommates to the group:' contains two bullet points: 'you must know their email address exactly as listed in their eRezLife application' and 'you can only add people who have completed applications for this session'. Below these are three email input fields: '1. [empty]', '2. hpotter@capital.edu', and '3. rweasley@capital.edu'.


- ENTER THE CAPITAL EMAIL ADDRESS OF EACH ROOMMATE YOU ARE ADDING TO YOUR GROUP. PLEASE NOTE, ONLY STUDENTS WITH A COMPLETED APPLICATION CAN BE ADDED.



STEP FIVE: SAVE GROUP

This screenshot is similar to the previous one but shows the 'Save' button at the bottom of the form highlighted in green. The navigation menu on the left is also visible, with 'Roommate groups' selected.

- SAVE YOUR GROUP (YOU CAN COME BACK AND EDIT AT ANY TIME!)





CapitalUniversity


LIVE OUTFITTED.

Residence Halls are unique spaces that help you ease the transition from life at home to life on your own. In this unique living and learning environment you may find the need for furniture or appliances that you might not need again after your time in college. When you do buy, moving and storing items over the summer can become a costly hassle. That's why we've partnered with [bedloft.com](https://www.bedloft.com) to provide you with quality bedloft, microwave/mini fridge combo units, and futons for rent at a low-price during your residency on campus. The best part? Everything is delivered and set up the day you move-in, and picked up for you after you move out!

Live Outfitted: Rent Lofts & Fridges

Capital University partners with BedLoft.com to provide loft and microwave/mini-fridge combination unit rentals. Students that wish to loft their bed must rent a loft from BedLoft.com. The microwave/mini-fridge combination unit is the only approved way for students to have a microwave in their room.

Read on for the step-by-step guide to renting from bedloft.com.



STEP 1:

Visit: www.bedloft.com

Choose: "OHIO," as your state.

Choose "CAPITAL UNIVERSITY," as your school

Choose "2024-2025 (Full Academic Year)" as the rental period.

STEP 2:

Select your hall from the dropdown, enter your room number, then hit go.

Select Your Hall and Room Number

* Select Hall:

* Enter Room No.:

CANCEL

GO

Because room assignment information may not be available to you order, our system will allow you to proceed with your order by select Hall and entering "0" for your Room Number. Please be sure that s address and student ID information you provide is accurate. We as account with hall and room number information once you receive th will help us verify your room assignment prior to delivery.

Live Outfitted: Rent Lofts & Fridges

The screenshot shows the BedLoft.com website interface. At the top, there are logos for BEDLOFT.com and MyCollegeFridge.com. Navigation links include DISTRIBUTION INFORMATION, RETURN INFORMATION, and FAQs. A 'Need Help? Click here for SUPPORT' button is visible. Below is a search bar with 'Ohio' and 'Capital University' selected. Product listings include 'Bedloft B-M w/shelf', 'Combination Unit 3.2 cu. ft.', 'Shelf', and another 'Bedloft' unit. A shopping cart summary shows a deposit of \$0.00 and a total of \$0.00, with a 'PROCEED TO SECURE CHECKOUT' button. A 'School Information' section provides details on order and delivery, and return procedures.

STEP 3:

Select the equipment you would like to rent or buy! Follow instructions to make an account, enter payment info, and confirm your order.

- Lofts are available to rent in Schaaf, Saylor-Ackermann, and Cotterman halls
- Microwave/mini-fridge combo units are available to rent for Schaaf, Saylor-Ackermann, and Cotterman
- Orders placed by July 31 will be installed in residence hall rooms in advance of move-in. First year placements will be sent out the first half of July, giving students 2-3 weeks to finalize rentals before the deadline.

STEP 4:

You can cancel orders prior to move-in and return equipment by navigating to BedLoft.com and clicking "Need Help? Click here for support." Students will be prompted to log into their accounts and complete a service ticket. Cancellation and early return policies are outlined in the "FAQ" section of this guide.

Select Your Hall and Room Number

* Select Hall:

* Enter Room No.:

CANCEL

GO

Because room assignment information may not be available to you prior to order, our system will allow you to proceed with your order by selecting Hall and entering "0" for your Room Number. Please be sure that student address and student ID information you provide is accurate. We ask that you account with hall and room number information once you receive this will help us verify your room assignment prior to delivery.

LIVE INFORMED.

We know you have questions--and we're prepared with all the answers. Keep reading to see the questions we are most frequently asked, and if you don't find yours, let us know! Ask your question by sending us an email at: residencelife@capital.edu.

Live Informed: Frequently Asked Questions

A Quick Reference: Should I Bring It?

YES! BRING IT!



- ✓ Bed linens (Twin XL)
- ✓ Mattress pad
- ✓ Pillow(s), blanket(s), comforter
- ✓ Towels, toiletries, shower shoes
- ✓ Laundry bag and/or basket
- ✓ Laundry Supplies
- ✓ School supplies
- ✓ Clothes hangers
- ✓ Wastebasket/recycling bin
- ✓ Alarm clock
- ✓ Cleaning Supplies
- ✓ Fan
- ✓ Umbrella
- ✓ HDMI CORD
- ✓ Ethernet cord
- ✓ First Aid supplies
- ✓ Items that make you feel at home
- ✓ UL listed surge protector
- ✓ Command strips
- ✓ Refrigerators (3.3 cu ft. capacity are permitted in all halls)

NO, LEAVE IT!



- ✗ Broilers
- ✗ Immersion heaters
- ✗ Woks
- ✗ Electric skillets
- ✗ Sun lamps
- ✗ Rice Cookers
- ✗ Hot Plates
- ✗ Open faced electrical heating appliances
- ✗ Torchiere halogen lamps
- ✗ Air conditioners
- ✗ Space heaters
- ✗ Ceiling fans
- ✗ Incense
- ✗ Fire arms/ weapons
- ✗ Mounting squares, double-sided tape, duct tape
- ✗ Microwaves



Live Informed: Frequently Asked Questions

Do I have to live on campus?

All students are required to live on campus unless you meet one of the following criteria:

- Live with parent(s) or guardian(s) within 30 miles of the Bexley campus;
- Complete a minimum of 60 credit hours by the start of the following semester;
- Have reached your 22nd birthday prior to the start of the following semester;
- Are married (marriage certificate required);
- Or have an extenuating circumstance for consideration (financial exigency, verification of a chronic health issue or other verified circumstances)

What if I want to live off-campus?

Students wanting to live off-campus should review our residency requirement and complete the housing release request which can be linked from www.capital.edu/housing. Please note students wanting to live off campus must meet one of the criteria listed in the residency requirement.

What do I need to do to live on campus?

Complete the Housing Application. You should complete this form yourself and be as honest as possible, as it asks questions regarding habits and preferences and our office will use this information to match you with a roommate.

What is the deadline to complete the Housing Application?

The priority deadline is June 15. If you decide you would like to live on campus after June 15, you can still complete the Housing Application and our office will work to find you a place on campus!

Can I change or update my Housing Application?

If you would like to change the information on your Housing Application, you can do so by logging into the eRezLife student portal using your Capital credentials. This portal can be accessed at <http://www.capital.edu/housing/>.

Live Informed: Frequently Asked Questions

What types of housing are available to first-year students?

You will live in one of our traditional residence halls: either Cotterman Hall or Schaaf Hall. Most rooms in these buildings are double occupancy. These halls all have communal lounge spaces and communal microwaves.

What amenities are provided in each room?

All rooms come furnished with a dresser, wardrobe, desk, chair, bedframe and mattress. Both Schaaf and Cotterman are air conditioned.

What if I want to loft my bed?

Capital has partnered with Bedloft.com to rent lofts to students who desire them. Visit Bedloft.com to review pricing and rent a loft for your room. For additional instructions and information, view BedLoft information above. Students are not permitted to bring their own lofts.

Can I have a microwave in my room?

Students can rent a mini-refrigerator/microwave combo from Bedloft.com. Visit Bedloft.com to review pricing and rent this equipment. NO OTHER MICROWAVES are allowed in the residence halls. For additional instructions and information, view our Bedloft.com guide at <http://www.capital.edu/residence-life/> (under Incoming Students).

What should I bring with me? What should I not bring?

You can review our "What to bring?" information located above in this guide.

What are some of the benefits of living on campus?

Living on campus provides you a robust support network and immerses you in the college experience. You have access to Resident Assistants and Community Coordinators (professional staff members) who can answer questions about Capital and help you with facilities concerns, roommate challenges, or other issues they might face.

Live Informed: Frequently Asked Questions

What are some of the benefits of living on campus?

You do not have to worry about facilities upkeep, utilities, or other responsibilities you might encounter living off campus. This ensures that you can devote the most time and energy to your academic experience. Finally, living on campus means living connected! You have the opportunity to live with other members of the #CapFam and establish life-long friendships.

What if I find a roommate that I would like to live with?

That's great! Once you and your roommate(s) have completed the Housing Application Form, you will be able to setup a roommate group, using the instructions listed earlier in this document. Please note, you must be in a roommate group to be placed with your desired roommate.

Do I have to find a roommate myself?

No! When you complete your Housing Application, you answer questions regarding your sleep, study, and social habits and we will match you with a roommate according to your responses.

What if I want a single room?

Singles are in short supply and are generally filled by students with accommodation needs. If you need a single, please visit <https://www.capital.edu/about-capital/accessibility-services/> to review our accommodations process.

What if I need a housing accommodation?

If you have need for a housing accommodation, please visit <https://www.capital.edu/about-capital/accessibility-services/>. If you would like to learn more about or apply for Gender Inclusive Housing you can select this preference on your application or reach out to the Office of Residential & Commuter Life directly at (614) 236-6811 or residencelife@capital.edu.

What are the room rates? Board rates?

Room and board rates can be found at <http://www.capital.edu/room-and-board-rates/>

Am I required to have a meal plan?

All students in their first year living on campus are required to participate in the Ultimate Plus meal plan for **the entire academic year**, regardless of earned credits.

Live Informed: Frequently Asked Questions

When will I receive my housing assignment?

Housing assignments will be sent to your Capital email during the first half of July. It is important to check this email regularly for updates from our office and the University.

What day is move-in?

Move-in day for first-year students is August 17, 2024. If you have extenuating circumstances and need to arrange an alternate move-in date, please visit www.capital.edu/early-arrival.

What if I need to move-in early?

If you have need to move-in early, please visit www.capital.edu/early-arrival

What if I want to change my roommate after assignments are sent?

We encourage you to reach out to your roommate prior to coming to campus. A phone call or a friendly message on social media can go a long way in starting off on the right foot. College is all about meeting new people! Even if it's not an immediate connection, we encourage you to give it a few weeks before requesting a room change. If you're not quite sure how to strike up a conversation, ask your RA for guidance on how to connect with each other. If things still don't work out, contact your Community Coordinator. They can assist you with next steps.

What types of housing are available as a sophomore, junior, and senior?

Sophomores are able to live in our Traditional Halls, as well as in our suite-style housing, such as Trinity Suites and College Avenue Residence Hall. These suites have lounging areas and a kitchenette (microwave and mini-refrigerator). Juniors and seniors can live in our variety of house and apartment style housing.

A photograph of a brick building at dusk. The building has several windows, some of which are lit from within, casting a warm glow. A large tree with green leaves is in the foreground on the right side. A purple square is on the left side of the image. The text "live connected" is overlaid in white on a dark semi-transparent background.

live connected

CapitalUniversity |  Residential & Commuter Life